

Allianz Global Floating Rate Notes Plus

Allianz Global Investors Fund
AT / AMg

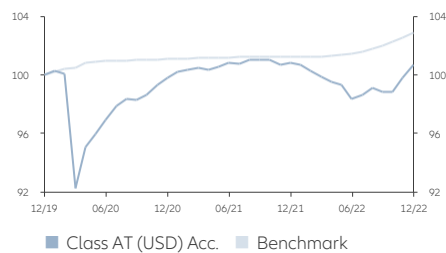


Investment Objective

The Fund aims to capture income from a global universe of floating-rate notes. The Fund seeks potential long-term capital growth.

Performance Overview

Indexed Performance over 3 Years (Bid-Bid)

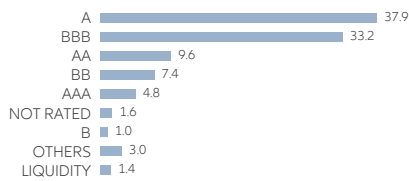


Performance History	Year to Date	1 Month	3 Months	6 Months	1 Year	3 Years (p.a.)	Since Inception (p.a.)
Bid-Bid (%)	-0.19	0.86	1.84	2.33	-0.19	0.22	1.08
Offer-Bid ¹ (%)	-5.18	-4.18	-3.26	-2.79	-5.18	-1.48	0.03
Benchmark (%)	1.66	0.34	0.91	1.46	1.66	0.97	1.51

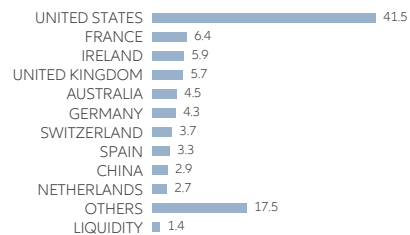
Risk / Return Ratios	3 Years
Sharpe Ratio	-0.13
Volatility	5.11%
Tracking Error	5.07%
Information Ratio	-0.15

Portfolio Analysis

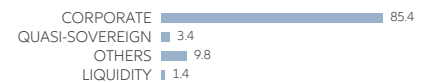
Credit Rating Allocation (%)



Country/Location Allocation (%)



Bond Type Allocation (%)



Top 10 Holdings (Country/Location) ²	Sector	%
MIZUHO FINANCIAL GROUP VAR 22.05.26 (JP)	BANKS	2.1
SOCIETE GENERALE 144A VAR 21.01.26 (FR)	BANKS	2.1
NEXTERA ENERGY CAPITAL VAR 21.03.24 (US)	UTILITIES	2.0
HUNTINGTON NATIONAL BANK VAR 16.05.25 (US)	BANKS	2.0
BAXTER INTERNATIONAL INC VAR 29.11.24 (US)	CONSUMER, NON-CYCLICAL	1.9
GA GLOBAL FUNDING TRUST 144A VAR 11.04.25 (US)	INSURANCE	1.9
WARNERMEDIA HOLDINGS INC 144A VAR 15.03.24 (US)	CONSUMER, CYCLICAL	1.9
VERIZON COMMUNICATIONS VAR 20.03.26 (US)	COMMUNICATIONS	1.8
CREDIT SUISSE GROUP AG EMTN VAR 16.01.26 (CH)	BANKS	1.8
UBS GROUP AG 144A VAR 12.05.26 (CH)	BANKS	1.8
Total		19.3

Statistics Summary

Average Coupon	4.65%
Average Credit Quality	A-
Effective Duration	0.17 years
Yield To Worst	5.52%

Dividend History	Dividend / Share	Annualised Dividend Yield ³	Ex-Dividend Date
Class AMg (H2-SGD) Dis.	SGD 0.04162	5.60%	15/12/2022
	SGD 0.02696	3.61%	15/11/2022
	SGD 0.02100	2.82%	17/10/2022
Class AMg (HKD) Dis.	HKD 0.04171	5.65%	15/12/2022
	HKD 0.02702	3.62%	15/11/2022
	HKD 0.02100	2.81%	17/10/2022
Class AMg (H2-AUD) Dis.	AUD 0.03398	4.56%	15/12/2022
	AUD 0.02690	3.61%	15/11/2022
	AUD 0.02100	2.82%	17/10/2022
Class AMg (USD) Dis.	USD 0.04175	5.60%	15/12/2022
	USD 0.02705	3.61%	15/11/2022
	USD 0.02100	2.81%	17/10/2022

Past payout yields do not represent future payout yields and payments. Historical payments may comprise of distributable income or capital, or both (for further details, please refer to our website).

Fund Details

	Class AT (USD) Acc.	Class AT (H2-EUR) Acc.	Class AT (H2-SGD) Acc.	Class AMg (H2-SGD) Dis.	Class AMg (HKD) Dis.	Class AMg (H2-AUD) Dis.	Class AMg (USD) Dis.
Official benchmark ⁴	SECURED OVERNIGHT FINANCING RATE (SOFR)						
Fund Manager	Carl Pappo, Oliver Sloper, Fabian Piechowski						
Fund Size ⁵	USD 295.45m						
Base Currency	USD						
Number of Holdings	112						
SFDR Category ⁶	Article 8						
Initial Fee	Up to 5%	Up to 5%	Up to 5%	Up to 5%	Up to 5%	Up to 5%	Up to 5%
Eligible Investment Scheme ⁷	SRS	SRS	SRS	SRS	SRS	SRS	SRS
All-in-Fee ⁸	0.55% p.a.	0.55% p.a.	0.55% p.a.	0.55% p.a.	0.55% p.a.	0.55% p.a.	0.55% p.a.
Total Expense Ratio ⁹	0.60%	0.60%	0.59%	0.60%	0.60%	0.60%	0.60%
Unit NAV	USD 10.54	EUR 95.69	SGD 10.30	SGD 9.18	HKD 9.14	AUD 9.15	USD 9.21
Inception Date	07/02/2018	07/02/2018	01/08/2018	16/07/2018	01/08/2018	02/11/2018	16/07/2018
Dividend Frequency	N/A	N/A	N/A	Monthly	Monthly	Monthly	Monthly
ISIN Code	LU1740659690	LU1740661167	LU1851368412	LU1846563374	LU1851368339	LU1890836619	LU1846562483
Bloomberg Ticker	AGFRNAT LX	AGFATH2 LX	AGFAH2S LX	AGFRAHS LX	AGFAMGH LX	AGFAH2A LX	AGFRAMG LX
Cumulative Returns (%)							
Year to Date	-0.19	-2.26	-0.77	-0.30	-0.31	-0.70	-0.19
1 Year	-0.19	-2.26	-0.77	-0.30	-0.31	-0.70	-0.19
3 Years	0.67	-3.50	-0.19	0.37	0.88	-0.72	0.77
Since Inception	5.40	-4.31	3.00	3.85	4.33	2.39	5.18
Annualised Returns (%)							
3 Years (p.a.)	0.22	-1.18	-0.06	0.12	0.29	-0.24	0.25
Since Inception (p.a.)	1.08	-0.90	0.67	0.85	0.96	0.57	1.14

Source: All fund data quoted are Allianz Global Investors/IDS GmbH, as at 31/12/2022, unless stated otherwise.

Fund performance is calculated in the respective fund currency with net income and dividends reinvested. Investment returns are denominated in the respective base currency of the fund. SGD based investors are exposed to non-SGD foreign exchange fluctuations.

- 1) "Offer-Bid" performance data takes into account up to 5.00% of the initial fee of the investment.
- 2) The information is provided for illustrative purposes only to demonstrate the Fund's investment strategy, it should not be considered a recommendation to purchase or sell any particular security or strategy or an investment advice. There is no assurance that any securities discussed herein will remain in the Fund at the time you receive this document. Past performance is not indicative of future results. While best efforts are used in compiling the information, Allianz Global Investors and its affiliated entities expressly assumes no warranty of any kind, actual or implied, for the accuracy, completeness and timeliness of the information.
- 3) Annualised Dividend Yield = $[(1 + \text{Dividend Per Share} / \text{Ex-Dividend Date NAV})^{12} - 1] \times 100$. The annualised dividend yield is calculated based on the latest dividend distribution with dividend reinvested, and may be higher or lower than the actual annual dividend yield. Positive distribution yield does not imply positive return. Dividend is not guaranteed. Historical dividend yield is not indicative of future dividend payouts.
- 4) With effect from 1 October 2021, the benchmark for Allianz Global Floating Rate Notes Plus will be changed from Money Market ICE LIBOR USD (3 Months Maturity) to the SECURED OVERNIGHT FINANCING RATE (SOFR) because it is expected that the publication of LIBOR will cease in or before 2023.
- 5) The Fund size quoted includes all share classes of the Fund.
- 6) EU Sustainable Finance Disclosure Regulation. Information is accurate at time of publishing.
- 7) Investment using Supplementary Retirement Scheme ("SRS") monies is only applicable to investors in Singapore.
- 8) The All-in-Fee includes the expenses previously called management and administration fees.
- 9) Total Expense Ratio (TER): Total cost (except transaction costs) charged to the Fund during the last financial year expressed as a ratio of the Fund's average NAV. For share classes that have been incepted for less than one year as at close of the last financial year (please refer to the Inception Date in the Fund Details table), the TER will be annualised. For share classes incepted after the close of the last financial year, the TER will be reflected as N/A.

Information herein is based on sources we believe to be accurate and reliable as at the date it was made. We reserve the right to revise any information herein at any time without notice. No offer or solicitation to buy or sell securities and no investment advice or recommendation is made herein. In making investment decisions, investors should not rely solely on this publication but should seek independent professional advice. However, if you choose not to seek professional advice, you should consider the suitability of the product for yourself. Past performance of the fund manager(s) and the fund is not indicative of future performance. Prices of units in the Fund and the income from them, if any, may fall as well as rise and cannot be guaranteed. Distribution payments of the Fund, where applicable, may at the sole discretion of the Manager, be made out of either income and/or net capital gains or capital of the Fund. As a result, it may reduce the Fund's net asset value. The dividend yields and payouts are not guaranteed and might change depending on the market conditions or at the Manager's discretion. Investment involves risks including the possible loss of principal amount invested and risks associated with investment in emerging and less developed markets. The Fund may invest in financial derivative instruments and/or structured products and be subject to various risks (including counterparty, liquidity, credit and market risks etc.). Investing in fixed income instruments (if applicable) may expose investors to various risks, including but not limited to creditworthiness, interest rate, liquidity and restricted flexibility risks. Changes to the economic environment and market conditions may affect these risks, resulting in an adverse effect to the value of the investment. During periods of rising nominal interest rates, the values of fixed income instruments (including short positions with respect to fixed income instruments) are generally expected to decline. Conversely, during periods of declining interest rates, the values are generally expected to rise. Liquidity risk may possibly delay or prevent account withdrawals or redemptions. Past performance, or any prediction, projection or forecast, is not indicative of future performance. Investors should read the Prospectus obtainable from Allianz Global Investors Singapore Limited or any of its appointed distributors for further details including the risk factors, before investing. This publication has not been reviewed by the Monetary Authority of Singapore (MAS). MAS authorization/recognition is not a recommendation or endorsement. The issuer of this publication is Allianz Global Investors Singapore Limited (79 Robinson Road, #09-03, Singapore 068897, Company Registration No. 199907169Z).