

# FIRST EAGLE AMUNDI INTERNATIONAL FUND - FHE

## FACTSHEET

Marketing  
Communication  
30/06/2023

### Objectives and Investment Policy (Source: Amundi) \*

The Sub-Fund seeks to offer investors capital growth through diversification of its investments over all categories of assets and a policy of following a value' approach.

To pursue its goal, it invests at least two-thirds of its Net Assets in equities, Equity-linked Instruments and bonds without any restriction in terms of market capitalisation, geographical diversification or in terms of what part of the assets of the Sub-Fund may be invested in a particular class of assets or a particular market. The investment process is based on fundamental analysis of the financial and business situation of the issuers, market outlook and other elements. The Sub-Fund may invest in financial derivative instruments for hedging purpose and for the purpose of efficient portfolio management. The Sub-Fund may not enter into securities lending transactions.

**Benchmark :** The Sub-Fund is actively managed. The Sub-Fund may use a benchmark a posteriori as an indicator for assessing the Sub-Fund's performance and, as regards the performance fee benchmark used by relevant share classes, for calculating the performance fees. There are no constraints relative to any such Benchmark restraining portfolio construction.

**Management Process :** The Sub-Fund integrates Sustainability Factors in its investment process and takes into account principal adverse impacts of investment decisions on Sustainability Factors.

The accumulation share automatically retains, and re-invests, all attributable income within the Sub-Fund; thereby accumulating value in the price of the accumulation shares.

The minimum recommended holding term is more than 5 years.

Shares may be sold or redeemed (and/or converted) on any dealing day (except otherwise stated in the prospectus) at the respective dealing price (net asset value) in accordance with the articles of incorporation. Further details are provided in the prospectus of the UCITS.

/!\ **NB: The capital and/or return is/are not guaranteed or protected**

\* This is a reference to the investment policy set out in the key information document.

### What are the risks and what could I get in return?



Lower Risk Higher Risk



The risk indicator assumes you keep the product for 5 years.

We have classified this product as 4 out of 7, which is a medium risk class. This rates the potential losses from future performance at a medium level, and poor market conditions could impact our capacity to pay you.

Additional risks: Market liquidity risk could amplify the variation of product performances.

This product does not include any protection from future market performance so you could lose some or all of your investment.

Beside the risks included in the risk indicator, other risks may affect the Sub-Fund's performance. Please refer to the First Eagle Amundi prospectus.

The summary risk indicator is a guide to the level of risk of this product compared to other products. It shows how likely it is that the product will lose money because of movement in the markets or because we are not able to pay you.

### Key Information (Source: Amundi)

Net Asset Value (NAV) : **145.52 ( EUR )**

Assets Under Management (AUM) : **5,116.91 ( million EUR )**

NAV and AUM as of : **30/06/2023**

Frequency of NAV calculation : **Daily**

ISIN code : **LU0433182689**

Reuters code : **LP68028673**

Bloomberg code : **SOCGIFH LX**

Share-class reference currency : **EUR**

Benchmark : **None**

Management Company : **Amundi Luxembourg SA**

Fund structure : **SICAV under Luxembourg law**

UCITS compliant : **UCITS**

### Information (Source: Amundi)

Sub-fund launch date : **12/08/1996**

Share-class inception date : **12/08/1996**

Date of the first NAV : **14/10/2009**

Type of shares : **Accumulation**

Minimum first subscription / subsequent : **1 thousandth(s) of (a) share(s)**

Minimum recommended investment period : **> 5 years**

### Charges taken from the Sub-Fund over a year (Source: Amundi)

Ongoing charges : **3.20% ( realized )**

### One-off charges taken before or after you invest (Source: Amundi)

Entry charge (maximum) : **0.00%**

Exit charge (maximum) : **0.00%**

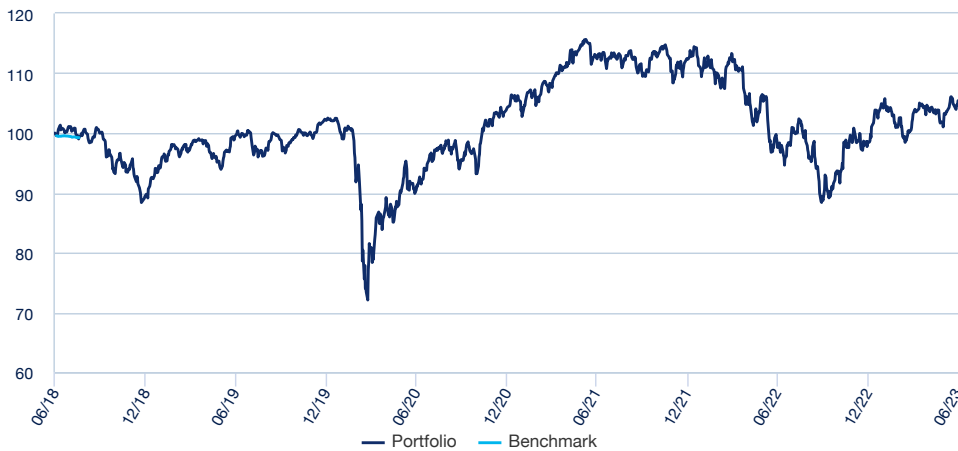
Conversion charge : **0.00 %**

Swing Pricing : **No**

Transaction costs : **0.02%**

### Charges taken from the Sub-Fund under certain specific conditions (Source: Amundi)

**Performance fee :** 15.00% a year of any returns the Sub-Fund achieves above LIBOR 3 M USD + 400 basis points on a yearly basis. Over the last accounting year, a performance fee of 0.69% was charged.

**Returns (Source: Fund Admin) - Past performance does not predict future returns****Performance evolution (rebased to 100) from 29/06/2018 to 30/06/2023(1) (Source: Fund Admin)****Cumulative return and annualised return (1) (2) (3) (Source: Fund Admin)**

Since	1 year 30/06/2022	3 years 30/06/2020	5 years 29/06/2018
<b>Portfolio</b>	8.04%	4.96%	1.06%

**Calendar year performance (1) (2) (Source: Fund Admin)**

	2022	2021	2020	2019	2018
<b>Portfolio</b>	-12.46%	7.66%	2.09%	13.86%	-13.54%

(1) Source: Amundi: All the performance data provided above is calculated based on the net asset value in the reference currency of the class (Euro), dividends reinvested. The returns and changes in net asset value indicated relate to past years and are not a reliable indicator of future returns. Performance is shown excluding the fees and commissions borne by the investor. The value of the investments may rise or fall according to market trends. Annual returns cover a full period of 12 months for each calendar year. For comparison purposes, the NAV charts are prepared based on the assumption that the net asset value and the index value are equal to 100 at the starting date of the chart period.

(2) Returns are calculated net of the taxes applicable to the average retail client classed as a natural person residing in Belgium and the tax regime in question applies to this type of person.

(3) Cumulative return : for periods under 1 year and annualised return : for periods over 1 year

**Risk analysis (rolling) (Source: Fund Admin)**

	1 year	3 years	5 years
<b>Portfolio Volatility</b>	13.20%	12.15%	15.46%

Volatility is a statistical indicator that measures an asset's variations around its average value. For example, market variations of +/- 1.5% per day correspond to a volatility of 25% per year.

**Largest stock positions (Source : Amundi) \***

	Exposition
Oracle Corporation	3.42%
Meta Platforms Inc. Class A	2.54%
Exxon Mobil Corporation	2.31%
Schlumberger N.V.	2.23%
Comcast Corporation Class A	2.09%
HCA Healthcare Inc	2.04%
Alphabet Inc.	1.90%
Compagnie Financiere Richemont SA	1.71%
C.H. Robinson Worldwide. Inc.	1.46%
Unilever PLC	1.46%

\* It is possible that the funds presented in the portfolio are not available in Belgium; please check with your investment adviser

**Morningstar rating ©**

Morningstar Overall Rating © : **1 stars**

Morningstar Category © :

**USD AGGRESSIVE ALLOCATION**

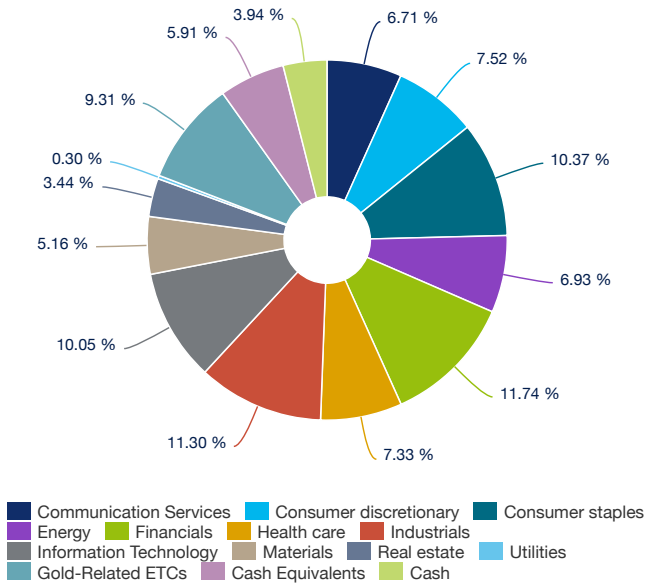
Rating date : **31/05/2023**

Number of funds in the category : **1289**

© 2023 Morningstar, All Rights Reserved. The information, data, analyses and opinions ("Information") contained herein: 1/include the proprietary information of Morningstar; 2/may not be copied or redistributed; 3/do not constitute investment advice; are not warranted to be complete, accurate or timely. Morningstar is not responsible for any trading decisions, damages or other losses related to the Information or its use. For more information about Morningstar ratings, see <https://www.morningstar.fr/fr/research/funds/about.aspx>

Portfolio Breakdown (Source: Amundi)

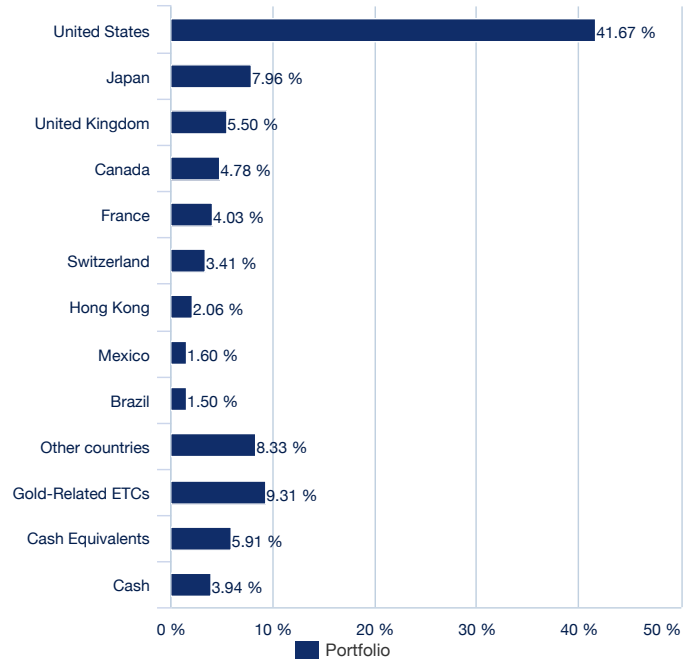
Sector breakdown (Source : Amundi)



(1) The Consumer Discretionary Sector encompasses those businesses that tend to be the most sensitive to economic cycles. Its manufacturing segment includes automotive, household durable goods, leisure equipment and textiles & apparel. The services segment includes hotels, restaurants and other leisure facilities, media production and services, and consumer retailing and services.

(2) The Consumer Staples Sector comprises companies whose businesses are less sensitive to economic cycles. It includes manufacturers and distributors of food, beverages and tobacco and producers of non-durable household goods and personal products. It also includes food & drug retailing companies as well as hypermarkets and consumer super centers.

Geographical breakdown (Source : Amundi)



## Taxation (Source: Amundi)

### Capitalisation shares

Compartment open to investment over 10% in debts: yes

Taxation (Belgian residents). TOB (tax on stock exchange transactions) [in the event of buyout and move from capitalisation compartment to another capitalisation or distribution compartment] (or distribution not concerning all of net earnings): 1.32% (max. 4000 EUR).

Withholding tax:

- Belgian resident natural person investors acting privately:

• if over 10% of assets invested in debts, fixed and final withholding tax of 30% will be due on the capital gain resulting from debt instruments at the time of the assignment, buyout or division of company assets (TIS bis);

• otherwise (under 10% investment in debts), exemption in event of assignment, buyout or division of company assets.

- corporate investors (Belgian residents): non-final withholding tax to be imputed against final tax; generally, taxation at ordinary corporate tax rate (25% unless reduced rates applied, as applicable).

### Distribution shares

Withholding tax:

- Belgian resident natural person investors acting privately:

• fixed and final withholding tax of 30% on distribution of dividends.

• if over 10% of assets invested in debts, fixed withholding tax of 30% will also be due on the capital gain resulting from debt instruments at the time of the assignment, buyout or division of company assets (TIS bis); otherwise (under 10% investment in debts), exemption in event of assignment, buyout or division of company assets.

- corporate investors (Belgian residents): non-final withholding tax to be imputed against final tax; generally, taxation at ordinary corporate tax rate (25% unless reduced rates applied, as applicable).

For further information, please consult your normal financial and tax advisers.

## General Note (Source: Amundi)

The term of the sub-fund is unlimited. The information in this document should not constitute the sole basis of evaluating such an investment. Any investment in the Sub-fund must be made in compliance with relevant legal documentation in force (the key information document and the prospectus are available in French on the website [www.amundi.com](http://www.amundi.com)), and, if applicable, the fee schedule applied by the distributor, as well as the Sub-fund's by-laws and (semi-) annual reports, available free of charge in French upon request from Amundi, ABN Amro Private Banking, the financial service provider in Belgium, , Kortrijksesteenweg 302, B-9000 Gent and the distributor. **Before making any investment decision, please carefully read the key information document and the prospectus available on the website [www.amundi.com](http://www.amundi.com).** The Sub-fund's Net Asset Value (NAV) is published on the BEAMA's website. For any complaints, please contact the internal complaints department (Tel: +352 2686 8080 or E-mail : [info@amundi.com](mailto:info@amundi.com)). If the result is unsatisfactory, you can contact the Ombudsman in financial disputes, Ombudsfin vzw - North Gate II - Koning Albert II-laan 8 - 1000 Brussel ([www.ombudsfin.be](http://www.ombudsfin.be)).

## Note concerning the swing pricing (Source: Amundi)

Sub-fund eligible for swing pricing: No

To protect the interests of existing shareholders, a Swing Pricing mechanism with a predetermined trigger threshold may be applied. Thus, when the net balance of subscriptions-redemptions for all shares exceeds a pre-determined threshold in absolute value, the Net Asset Value will be adjusted. Consequently, the Net Asset Value will be adjusted upward (or respectively downward) if the balance of subscriptions-redemptions is positive (or respectively negative). For further information, please see the prospectus

## Important information

FIRST EAGLE AMUNDI INTERNATIONAL FUND (the "Sub-fund") is a sub-fund of FIRST EAGLE AMUNDI (the "SICAV fund"), a collective investment scheme (OPCVM mutual fund) under Part I of the Luxembourg Act of December 17, 2010, organized as a SICAV (société d'investissement à capital variable) investment company registered in the Luxembourg trade and companies register as No. B55.838. The SICAV's registered office is at 5, Allée Scheffer, L-2520 Luxembourg. Investors are informed that past performance is not a guarantee of future performance. It is possible that the investor may lose the amount initially invested. Past returns may be deceptive. An investment may gain or lose value based on market fluctuations and changes in the exchange rate between the currency in which the Sub-fund invested and the shareholder's home currency. Access to the information shown opposite is not authorized for distribution to any person subject to restrictions, such as US persons. This document may not be copied, reproduced or distributed, in whole or in part, without Amundi's prior written authorization. The information in this document is subject to change without notice. Additional information is available upon request. A summary of information about investors' rights and collective redress mechanisms can be found in English on the regulatory page at <https://about.amundi.com/Metanav-Footer/Footer/Quick-Links/Legal-documentation>. Please note that the management company may de-notify arrangements made for marketing as regards units or shares of the Fund in a Member State of the EU in respect of which it has made a notification. Unless otherwise noted, the source of information in this document is Amundi. Unless otherwise noted, the date of the information is indicated under the heading "Monthly Report" at the beginning of the document.