













INVESTMENT OBJECTIVE

The objective of the Fund is to achieve long term capital appreciation by way of investing in a globally diversified portfolio of technology companies.



* Consult the KIID and the prospectus to understand the nature and risks associated with this investment in order to make an informed investment decision, in the following link: www.deutsche-bank.es/psc/data/es/documentacion-legal-fondos-inversiones-pa.html.

 <div><div>CODE</div><div>ISIN IE00B4468526</div><div>DB CODE 07676</div></div>	 <div><div>TYPE SHARE</div><div>INCOME</div></div>	 <div><div>INCEPTION</div><div>09/04/2009</div></div>	 <div><div>CURRENCY</div><div>EUR</div></div>	 <div><div>TIME HORIZON OF THE INVESTMENT</div><div>5 years</div></div>
 <div><div>FUND MGMT. CO.</div><div>LEGAL STRUCTURE CNMV</div></div>	 <div><div>POLAR CAPITAL LLP (IE)</div><div>- 771</div></div>	 <div><div>MINIMUM INVESTMENT</div><div>INITIAL 0 USD</div><div>SUBSEQUENT 0 USD</div></div>	 <div><div>AUM</div><div>AUM DATE 04/09/2024</div><div>FUND 6,657.97247 (mill.) USD</div><div>CLASS 2,035.09384 (mill.) EUR</div></div>	
 <div><div>FEEES</div><div>SUSSCRIPTION APPLIED IN DB* 0%</div><div>REDEMPTION APPLIED IN DB* 0%</div></div>	 <div><div>MANAGEMENT 1.50%</div><div>DISTRIBUTIONS -</div><div>PERFORMANCE*** 10.00%</div><div>OGC** (12/31/2023) 1.62%</div></div>	 <div><div>DB CLASSIFICATION</div><div>RISK PROFILE RISKY</div><div>COMPLEXITY PROFILE / MUTUAL FUND'S FAMILY</div><div>PRODUCT FAMILY</div><div>COMPLEXITY INDICATOR NO</div></div>		

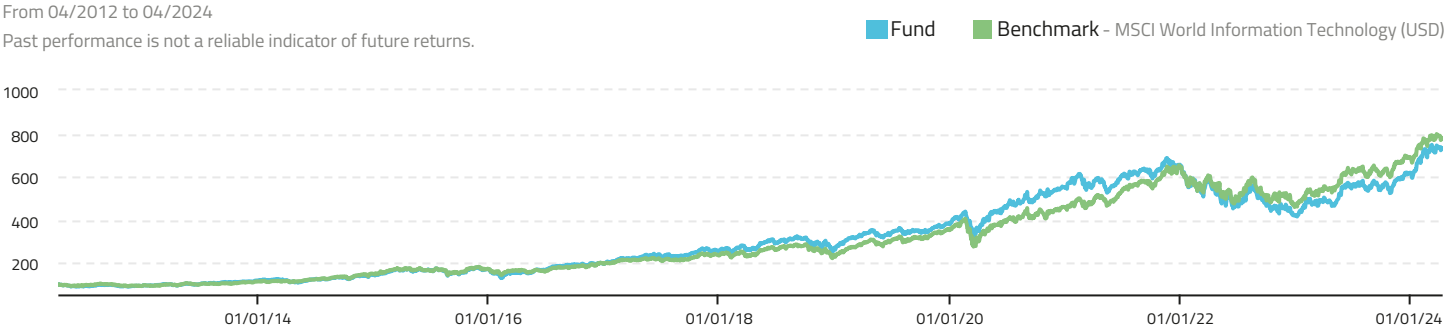
* The commission indicated may be less than the maximum commission allowed by the sales prospectus of the Fund Manager.

** Includes the depositary fee.

*** It is a variable fee that some funds has and wich is charged according to the profitability obtained by the fund.

PERFORMANCES

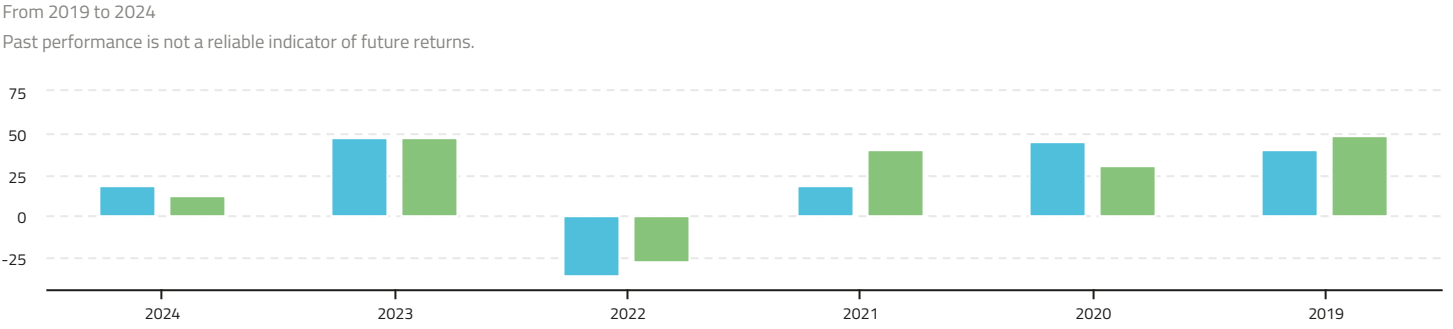
Cumulative Performance



Source: Allfunds Bank

*The maximum calculation period will be 12 years.

Annualized Return



*The maximum calculation period will be 12 years.

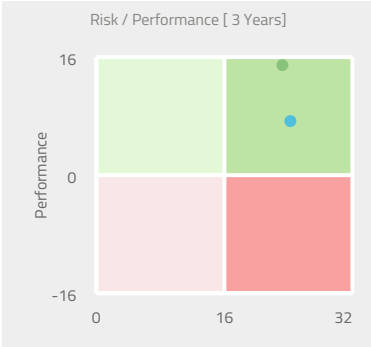
	1 Month	1 Year	3 Years	5 Years	From Inception*	3 Years (Annualized)	5 Years (Annualized)	2024 (YTD)	2023	2022	2021	2020	2019
■ Fund	0.32%	50.47%	23.92%	116.57%	655.10%	7.40%	16.90%	18.50%	47.92%	-35.68%	17.85%	45.48%	40.43%
■ Benchmark	0.11%	42.67%	51.83%	163.43%	694.47%	14.91%	21.48%	12.80%	46.98%	-27.03%	39.85%	30.60%	48.81%

Source: Allfunds Bank

*The maximum calculation period will be 12 years



STATISTICS



Source: Allfunds Bank

	Fund	Benchmark
Volatility	24.49%	23.47%
Sharpe Ratio	0.30	0.64
Max. Drawdown	-65.57%	-42.37%
Correlation	0.86	
Beta	0.89%	
Alpha	-5.94%	
T.E.	12.83%	
Info Ratio	-0.59	

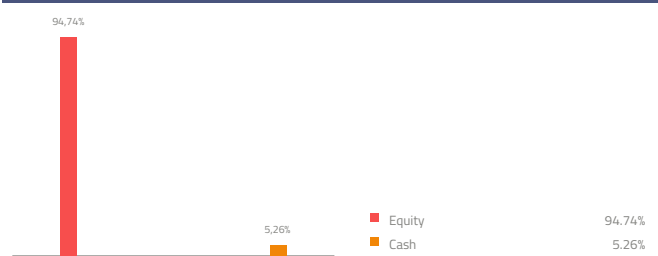
TOP 10 HOLDINGS

1.NVIDIA CORP	9.02
2.META PLATFORMS INC-CLASS A	5.97
3.ADVANCED MICRO DEVICES	5.29
4.CASH	5.26
5.MICROSOFT CORP	5.07
6.TAIWAN SEMICONDUCTOR MANUFAC	2.93
7.ARISTA NETWORKS INC	2.33
8.ASML HOLDING NV	2.28
9.CYBERARK SOFTWARE LTD/ISRAEL	2.24
10.CROWDSTRIKE HOLDINGS INC - A	2.10
Total	42.49

DISTRIBUTIONS

Asset Allocation

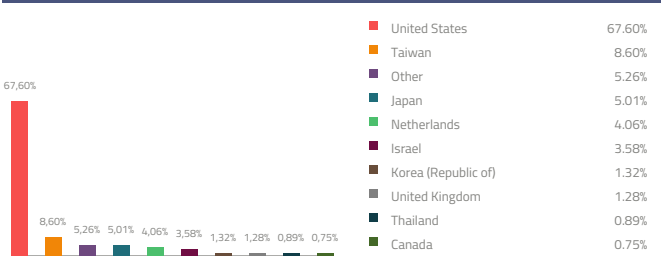
Data to 02/2024



Source Allfunds Bank

Geographic Breakdown

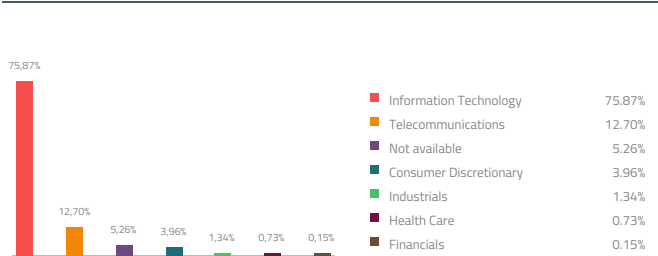
Data to 02/2024



Source Allfunds Bank

Sector Breakdown

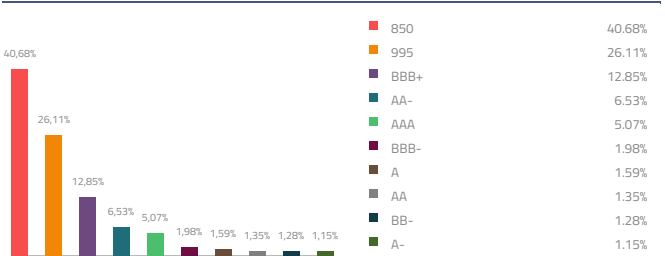
Data to 02/2024



Source Allfunds Bank

Credit Quality

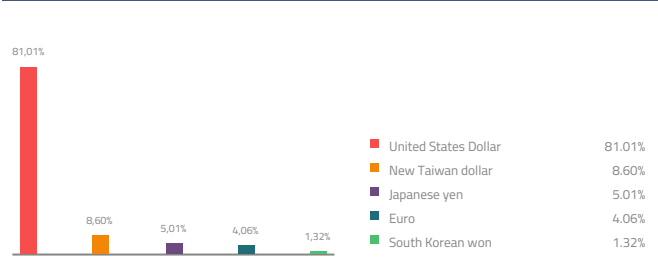
Data to 02/2024



Source Allfunds Bank

Currency Breakdown

Data to 02/2024



Source Allfunds Bank



CLASSES REGISTERED IN SPAIN

Classes	ISIN	Currency	Type share	Minimum Initial		Fees					
				Initial	Subsequent	Management	Distributions	Performance*	OCF	Initial Max.	Exit Max.
POLAR CAPITAL GLOBAL TECHNOLOGY (USD) INC	IE0030772275	USD	Income	0	0	-	-	10.00%	1.62%	5.00%	0.00%
POLAR CAPITAL GLOBAL TECHNOLOGY (EUR) INC	IE00B18TKG14	EUR	Income	0	0	-	-	10.00%	1.62%	5.00%	0.00%
POLAR CAPITAL GLOBAL TECHNOLOGY "R" (USD) INC	IE00B433M743	USD	Income	0	0	-	-	10.00%	1.62%	5.00%	0.00%
POLAR CAPITAL GLOBAL TECHNOLOGY "R" (GBP) INC	IE00B42N8Z54	GBP	Income	0	0	-	-	10.00%	1.62%	5.00%	0.00%
POLAR CAPITAL GLOBAL TECHNOLOGY "R" (GBP) ACC	IE0030772382	GBP	Accumulation	0	0	-	-	-	1.62%	5.00%	-
POLAR CAPITAL GLOBAL TECHNOLOGY "R" (EURHDG) INC	IE00BTN23623	EUR	Income	0	0	-	-	10.00%	1.62%	5.00%	0.00%
POLAR CAPITAL GLOBAL TECHNOLOGY "R" (EURHDG) ACC	IE00BZ4D7648	EUR	Accumulation	0	0	-	-	10.00%	1.62%	5.00%	0.00%
POLAR CAPITAL GLOBAL TECHNOLOGY "R" (EUR) INC	IE00B4468526	EUR	Income	0	0	-	-	10.00%	1.62%	5.00%	0.00%
POLAR CAPITAL GLOBAL TECHNOLOGY "R" (EUR) ACC	IE00BM95B621	EUR	Accumulation	0	0	-	0.55%	-	1.62%	0.00%	0.00%
POLAR CAPITAL GLOBAL TECHNOLOGY "R" (CHFHDG) INC	IE00BTN23516	CHF	Income	0	0	-	-	10.00%	1.62%	5.00%	0.00%
POLAR CAPITAL GLOBAL TECHNOLOGY "I" (USD) INC	IE00B42NVC37	USD	Income	1,000,000	0	-	-	10.00%	1.12%	5.00%	0.00%
POLAR CAPITAL GLOBAL TECHNOLOGY "I" (GBPHDG) INC	IE00BW9HD621	GBP	Income	1,000,000	0	-	-	10.00%	1.12%	5.00%	0.00%
POLAR CAPITAL GLOBAL TECHNOLOGY "I" (GBP) INC	IE00B42W4J83	GBP	Income	1,000,000	0	-	-	10.00%	1.12%	5.00%	0.00%
POLAR CAPITAL GLOBAL TECHNOLOGY "I" (EURHDG) INC	IE00BZ4D7085	EUR	Income	1,000,000	0	-	-	10.00%	1.12%	5.00%	0.00%
POLAR CAPITAL GLOBAL TECHNOLOGY "I" (EUR) INC	IE00B42N9S52	EUR	Income	1,000,000	0	-	-	10.00%	1.12%	5.00%	0.00%
POLAR CAPITAL GLOBAL TECHNOLOGY "I" (EUR) ACC	IE00BM95B514	EUR	Accumulation	1,000,000	0	1.50%	-	10.00%	1.12%	0.00%	-
POLAR CAPITAL GLOBAL TECHNOLOGY "I" (CHFHDG) INC	IE00BVB30C68	CHF	Income	1,000,000	0	-	-	10.00%	1.12%	5.00%	0.00%

* Performance Fee: The performance fee is a variable commission that has some funds and is charged according to the profitability obtained by the fund.



GLOSSARY

Sharpe Ratio

The Sharpe ratio measures the return-risk ratio that indicates the excess return per unit of risk. It is calculated based on data from the last 36 months, and the excess return obtained by the fund (with respect to the risk-free asset) is divided by the standard deviation of such excess return. The higher the Sharpe ratio, the better the fund's performance during the period under review.

Volatility

Volatility is a measure of a fund's risk. It indicates whether the fund's historical net asset values have experienced significant fluctuations or whether, on the contrary, they have been stable over time. A highly volatile fund carries a greater risk as it is difficult to predict whether the net asset value will rise or fall. Consequently, at the time of redemption, the investment may result in significant gains or losses.

Correlation

A statistical ratio measuring the linear association between two variables (the fund and the index). Its value ranges from 1 to -1. A positive correlation indicates that the two variables are moving in the same direction, whereas a negative correlation indicates that they are moving in opposite directions. Indexed funds have a correlation of around 1 with respect to their benchmarks.

Beta

This measures the sensitivity of an investment fund's price to the movements of its benchmark. A beta of more than 1 indicates that the fund's historical performance has fluctuated more than its benchmark, and therefore entails a riskier portfolio than the market portfolio. Beta is an indicator of the systematic risk of overall market conditions, which cannot be diversified.

Alfa

Interception point of the regression line on the Y-axis. It describes the extra returns an investor will obtain for assuming a risk instead of accepting the market returns given by the benchmark. A high ALPHA is an indication of a good performance in comparison to the market. ALPHA is a reliable indicator when used in combination with a high R2.

Tracking Error (Tracking Error = T.E.)

The tracking error measures the standard deviation of relative returns, that is, the returns of the fund less the returns of the benchmark. The tracking error is often used as a measurement of the risk assumed versus the fund's benchmark; a higher tracking error means that to obtain the fund's returns, higher risks were taken in, with respect to of the benchmark.

Info Ratio

Statistical measure that shows the influence that a manager has had on the fund profitability compared with market behavior. This ratio measures the extra profitability of the fund as a result of the manager's ability in relation to the market, so it will be better the higher it is.

Max. Drawdown

Is the measure of the decline from a historical peak (high value) to a valley (low value).

OGC

OGC means "Ongoing Charges". OGC are the annual total expenses for a fund. Current expenses include the management fee, the depositary fee, the subscription fee and the redemption fee if applicable, the intermediation fee of the purchase operations, the audit expenses, the other expenses and, definitely, all charges that affect the fund.

DISCLAIMER

This document has been made only for information purposes, constitutes a "Summary" to explain in a clear, transparent and simple manner the main characteristics, evolution and risks of the product, which are described in the Key Investor Information Document or KIID and constitutes the only legal relationship between the client and the transmitter. In accordance with the General Code of Conduct established in Royal Decree 217/2008, the information provided does not constitute an offer or a request for an offer to buy or sell the financial product. Deutsche Bank is not responsible for making decisions based on this information.

Legal Notice: The returns are calculated on the date specified in the document in euros to allow easy comparison. The Fund's returns are shown as a growth percentage and are calculated by reinvesting the capital gains or dividends. The net asset value is shown in the currency of each Fund.

These tables show the historical returns of the fund. Past performance does not presuppose future returns. The value of investments can rise or fall and the Investors may not recover the amount initially invested. Variations in the exchange rates can also increase or decrease the value of the investment. If a product is denominated in a currency different to the investor's common currency, any fluctuation in the exchange rate may negatively affect the price or value of the financial product or the income derived from it; therefore, the investor assumes the exchange risk to its whole extend. As far as the law allows, Deutsche Bank, Sociedad Anónima Española does not accept liability for losses caused, directly or indirectly, by the use of the information contained in this document.

©You may not reproduce, copy, redistribute and/or sell all or part of the contents of this website, even if you quote the sources, without the prior written consent of Deutsche Bank S.A.E. Copyright © 2019 Deutsche Bank Sociedad Anónima Española. All rights reserved.



902 385 386

<https://www.deutsche-bank.es/pbc>movil.deutsche-bank.es